

Sophie's Pathway of Learning

PAUA Early Childhood Home Based Care Service

DOB: 10 July 2006
Age: 3 years 8 months

Parents: Tania and Shane
Educator: Amanda
Date of visit: 18 March 2010




Today I bought with me a box of PAUA **Qwirkle blocks**. Each block has a coloured shape on it. Sophie spent some time with Amanda sorting and classifying the shapes in the blocks. Then Sophie decided to make a long train adding more and more blocks to the end. The Qwirkle blocks will help Sophie to distinguish the different shapes and colours as she matches the correct ones together. Amanda also showed Sophie how to make a domino track and tip the first one over to begin the run of blocks falling. I also gave Sophie a box of puzzles with 4 different puzzles, each of a different dinosaur. Again, Sophie needed to use her visual discrimination skills to separate the puzzles into the 4 different ones before she could attempt to put them together. Great work Sophie, you were able to classify and sort the blocks and puzzles into their right categories. Sophie is using and developing her mathematical concepts when she is collecting, organising, comparing and interpreting different objects and materials. [Te Whaariki Exploration, Essential skills, pg 98]





Easter Creations











Today I was able to give you the PAUA Easter craft pack which I know you will enjoy! Together with Amanda, you created two Easter chickens called Tobey and Briar.

Your work was well thought out and the Easter chicks were fantastic Sophie! Thank-you for the present you made me too. It is sticking on my fridge at home where I can see it!

When children use paint, collage, clay and other creative media, they have opportunities to make their own choices and express their feelings and ideas.

Art and collage activities will help Sophie to develop and refine;

-  *new skills such as gluing, sticking, taping, stapling, cutting and tearing*
 -  *Develop hand, eye, arm, and body coordination*
 -  *Socialise with others as they cooperate and share*
 -  *Explore texture and design*
 -  *Experiment with different resources*
 -  *Learn about design, pattern making, dimension, and composition*
 -  *Increase concentration skills*
 -  *Develop judgement and problem solving skills*
- [www.lead.ece.govt.nz]

Ka kite ano Sophie! I will be back again soon to visit with you!



Copies to: Amanda, Tania and Shane, file

Notes:

-  *Typing in Italics indicates a direct quote from "Te Whāriki" - the New Zealand Early Childhood Curriculum published by the Ministry of Education (1996).*
-  *Typing in this font indicates a direct quote from Sophie!*